





# 1/2" One Way Shut-Off – 5 Series


(Industrial Interchange)


## 5 Series 1/2" Plugs

Female Thread		Part No.	Brand	FPT	Description
		B-B4F2-S	<b>B</b>	1/4"	Steel
		53-5	<b>F</b>	3/8"	Steel
		B-B4F3-S	<b>B</b>		Steel
		55-5	<b>F</b>	1/2"	Steel
		B-B4F4-S	<b>B</b>		Brass
		B-B4F4-B	<b>B</b>		303 Stainless
		55-5S/S	<b>F</b>	3/4"	Steel
		57-5	<b>F</b>		Steel
		B-B4F6-S	<b>B</b>		


Hose Stem		Part No.	Brand	I.D.	Description
		59-5	<b>F</b>	3/8"	Steel
		B-B4S3-S	<b>B</b>		Steel
		59-5B	<b>F</b>	3/8"	Brass
		60-5	<b>F</b>	1/2"	Steel
		B-B4S4-S	<b>B</b>		Steel
		60-5G	<b>F</b>	1/2"	Ball Check, Steel
		60-5B	<b>F</b>	1/2"	Brass
		61-5	<b>F</b>	3/4"	Steel
		B-B4S6-S	<b>B</b>		Steel
		61-5B	<b>F</b>	3/4"	Brass

Requires Hose Clamps (See page 200 for typical hose clamps)


Male Thread		Part No.	Brand	MPT	Description
		50-5	<b>F</b>	1/4"	Steel
		B-B4M2-S	<b>B</b>		Steel
		52-5	<b>F</b>	3/8"	Steel
		B-B4M3-S	<b>B</b>		Brass
		52-5B	<b>F</b>		Ball Check, Brass
		54-5GB	<b>F</b>	1/2"	Steel
		54-5	<b>F</b>		Ball Check, Steel
		B-B4M4-S	<b>B</b>		Brass
		54-5G	<b>F</b>		303 Stainless
		54-5B	<b>F</b>	3/4"	Steel
		B-B4M4-B	<b>B</b>		303 Stainless
		54-5S/S	<b>F</b>	3/4"	Steel
		56-5	<b>F</b>		Steel
		B-B4M6-S	<b>B</b>		303 Stainless
		56-5S/S	<b>F</b>		

Push-On Hose Stem		Part No.	Brand	I.D.	Description
		71-5	<b>F</b>	3/8"	Steel
		B-B4PS3-S	<b>B</b>		Steel
		81-5	<b>F</b>	1/2"	Steel
		B-B4PS4-S	<b>B</b>		Brass
		81-5B	<b>F</b>	1/2"	Brass

Hose clamps not required when used with "Push On" hose. See page 369.

Male Thread Swivel Under Pressure		Part No.	MPT	Description
		52S-5	3/8"	Brass /Steel
54S-5	1/2"			

Swivel Plugs – Eliminates hose twist on end drop applications such as blow guns, air tools, etc.

Reusable Hose Clamp		Part No.	I.D. x O.D.	Description
		PB3-5	1/4" x 1/2"	Steel
		PB5-5	1/4" x 9/16"	
		PB7-5	1/4" x 5/8"	
		PD7-5	3/8" x 5/8"	Steel
		PD9-5	3/8" x 11/16"	
		PD11-5	3/8" x 3/4"	
		PD13-5	3/8" x 13/16"	
		PP13-5	1/2" x 13/16"	Steel
		PP15-5	1/2" x 7/8"	
		PP17-5	1/2" x 15/16"	
PP19-5	1/2" x 1"			

Ball check plugs eliminate hose whip at disconnect by checking the rapid flow of downstream exhaust air

Brand - Designates **F**=Foster or **B**=Breco Part

See page 380 for full size templates



**WARNING:** These products can expose you to chemicals including lead, which is known to the State of California to cause cancer, and which is known to cause birth defects or other reproductive harm. For more information go to [www.P65Warnings.ca.gov](http://www.P65Warnings.ca.gov).